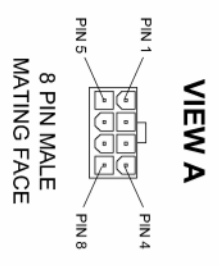
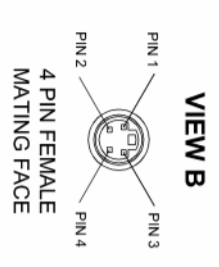


RevNo	Revision note	Date	Signature	Checked
1.	SILK SCREEN REVISED.	13/07/11	DK	LB



PIN #	WIRE COLOUR	DESCRIPTION
1	RED	+12ZAV
2	GREEN	TRIGGER 1
3	WHITE	TRIGGER 2
4	BROWN	TRIGGER 3
5	BLACK	GROUND
6	YELLOW	TRIGGER 4
7	BLUE	TRIGGER 3
8	ORANGE	TRIGGER OUT



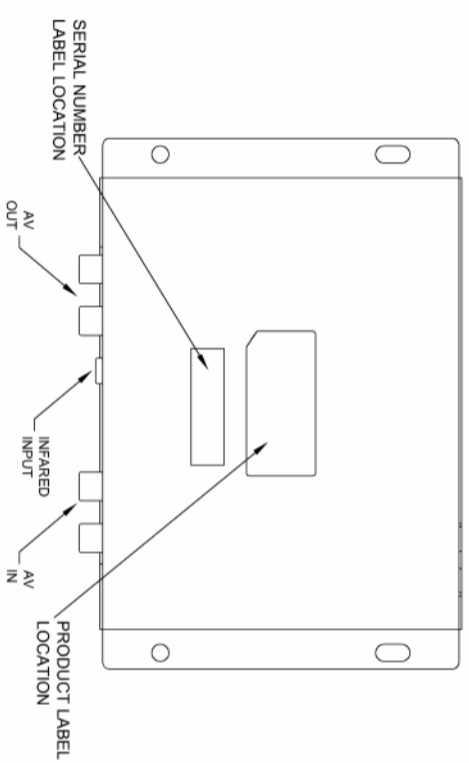
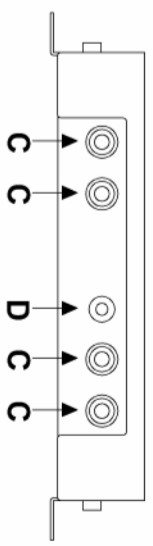

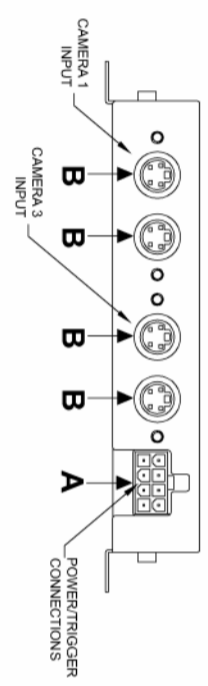
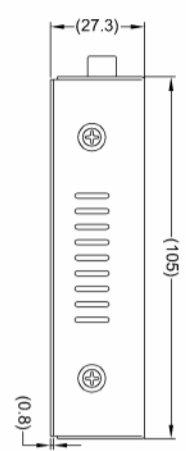
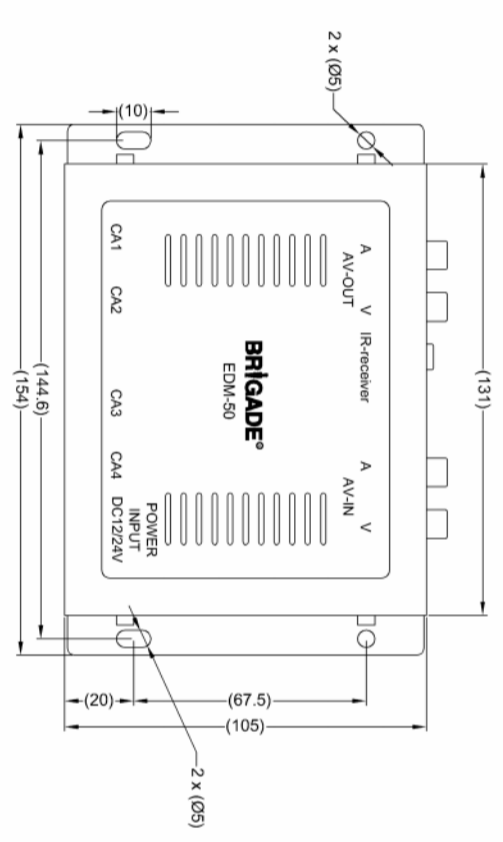
PIN #	WIRE COLOUR	DESCRIPTION
1	WHITE	VIDEO
2	BLUE	ADDITIONAL FUNC
3	RED	AUDIO
4	YELLOW	B-
CASE	BLACK	GROUND/SHIELD



PIN #	WIRE COLOUR	DESCRIPTION
1	WHITE	VIDEO OR AUDIO
2	SCREEN	GROUND



PIN #	WIRE COLOUR	DESCRIPTION
1	WHITE	SIGNAL
2	RED	SIGNAL
3	SCREEN	GROUND



- NOTES:**
1. DIMENSIONS IN MM.
  2. FOR INSTALLATION AND CONFIGURATION REFER TO USER MANUAL.
  3. FOR DETAILED SPECIFICATION REFER TO PRODUCT SPECIFICATION.

PROPRIETARY NOTICE  
 THIS DESIGN AND TECHNICAL INFORMATION APPEARING ON THIS DRAWING IS THE PROPERTY OF BRIGADE ELECTRONICS PLC, AND IS DISCLOSED IN CONFIDENCE. IT IS NOT TO BE COPIED, REPRODUCED, REVEALED TO OR APPROPRIATE BY OTHERS, EITHER IN WHOLE OR IN PART WITHOUT THE EXPRESS WRITTEN CONSENT OF BRIGADE ELECTRONICS PLC.

ASSEMBLY PLANT REF: TBD

Item ref	Quantity	Title/Name, designation, material, dimension etc	Article No./Reference
MBUTLER			
Designed by	Checked by	Approved by - date	Units
MBUTLER	LBRAR	DKERAL	MM
			Date
			21/01/2011
			Scale
			N/A
<b>BRIGADE ELECTRONICS</b>			<b>EDM-50 ECU (#3582)</b>
			BE-001390-01-10
			Edition
			A
			Sheet
			1/1